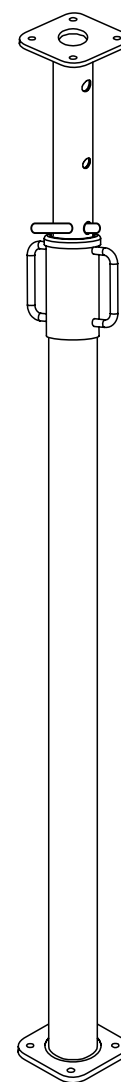


Tabella dei carichi ammissibili in kN secondo la norma UNI-EN 1065 (1 kN = 102 Kg)

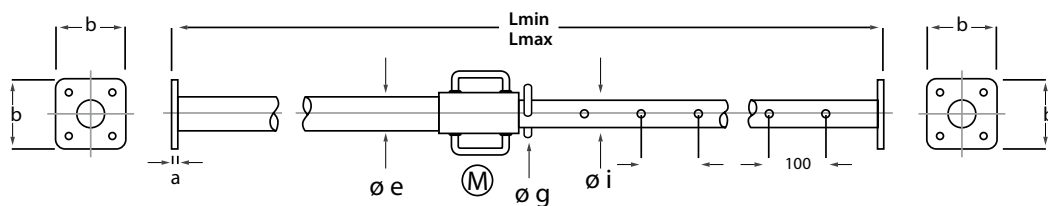
CHART OF PERMISSIBLE LOAD IN ACCORDANCE WITH THE UNI-EN 1065 REGULATION (1 kN = 102 Kg)

ESTENSIONE EXTENSION	PUNTELLI SERIE ITALIA PROPS ITALY SERIES										DISEGNO Diagram
	(metri) (meters)	P80 (kN)	P130 (kN)	P180 (kN)	P250 (kN)	P300 (kN)	P320 (kN)	P350 (kN)	P400 (kN)	P450 (kN)	
5,0											4,53
4,9											4,73
4,8											5,06
4,7											5,38
4,6											5,70
4,5										5,04	6,08
4,4										5,52	6,46
4,3										6,00	6,93
4,2										6,36	7,39
4,1										7,03	7,99
4,0									6,20	7,58	8,59
3,9									6,52	8,10	9,35
3,8									6,87	8,53	10,12
3,7									8,51	8,62	11,17
3,6									8,55	9,10	12,22
3,5								8,14	8,58	9,63	13,68
3,4								8,14	8,61	10,21	15,15
3,3								8,14	10,00	10,47	15,62
3,2							10,85	10,91	11,88	12,73	15,62
3,1							11,79	11,82	12,48	13,70	15,62
3,0						12,06	12,73	12,12	13,33	14,55	15,62
2,9						13,21	13,94	13,03	13,94	15,62	15,62
2,8						13,64	15,15	13,94	15,15	15,62	15,62
2,7						14,18	15,62	14,85	15,62	15,62	
2,6						15,15	15,62	15,62	15,62	15,62	
2,5				15,62	15,62	15,62	15,62	15,62	15,62	15,62	
2,4				15,62	15,62	15,62	15,62	15,62	15,62	15,62	
2,3				15,62	15,62	15,62	15,62	15,62	15,62		
2,2				15,62	15,62	15,62	15,62	15,62	15,62		
2,1				15,62	15,62	15,62	15,62				
2,0				15,62	15,62	15,62	15,62				
1,9				15,62	15,62	15,62					
1,8			15,62	15,62	15,62	15,62					
1,7			15,62	15,62	15,62						
1,6			15,62	15,62							
1,5			15,62	15,62							
1,4			15,62								
1,3		15,62	15,62								
1,2		15,62	15,62								
1,1		15,62	15,62								
1,0		15,62									
0,9		15,62									
0,8	15,62	15,62									
0,7	15,62										
0,6	15,62										
0,5	15,62										

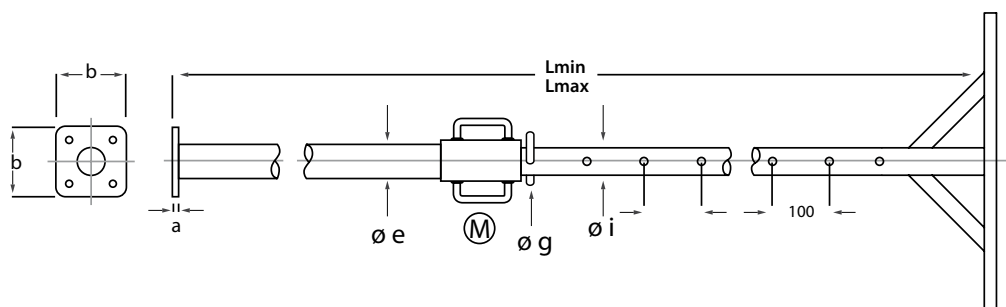


Dimensioni puntelli ITALIA • CROCE • FORTE

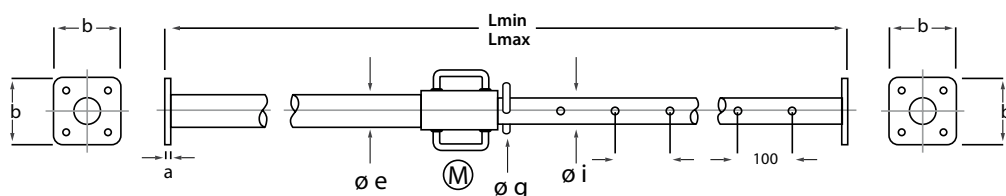
ITALIA • CROCE • FORTE prop dimensions



Codice	TIPO	Øi (mm)	Øe (mm)	Regolazione	bx b (mm)	a (mm)	Øg (mm)	Lmin (mm)	Lmax (mm)
90-4080	P80	48,3	56,0	M	120x120	4	11	500	800
90-4130	P130	48,3	56,0	M	120x120	4	11	800	1300
90-4180	P180	48,3	56,0	M	120x120	4	11	1000	1800
90-4270	P270	48,3	56,0	M	120x120	4	11	1500	2700
90-4300	P300	48,3	56,0	M	120x120	4	11	1700	3000
90-4320	P320	48,3	56,0	M	120x120	4	11	1800	3200
90-4360	P360	48,3	56,0	M	120x120	4	11	2000	3600
90-4400	P400	48,3	56,0	M	120x120	4	11	2200	4000
90-4450	P450	48,3	56,0	M	120x120	4	11	2500	4500
90-4500	P500	48,3	56,0	M	120x120	4	11	2700	5000



90-5130	CR130	48,3	56,0	M	120x120	4	11	800	1300
90-5180	CR180	48,3	56,0	M	120x120	4	11	1000	1800
90-5270	CR270	48,3	56,0	M	120x120	4	11	1500	2700
90-5300	CR300	48,3	56,0	M	120x120	4	11	1700	3000
90-5320	CR320	48,3	56,0	M	120x120	4	11	1800	3200
90-5360	CR360	48,3	56,0	M	120x120	4	11	2000	3600
90-5400	CR400	48,3	56,0	M	120x120	4	11	2200	4000
90-5450	CR450	48,3	56,0	M	120x120	4	11	2500	4500
90-5500	CR500	48,3	56,0	M	120x120	4	11	2700	5000



90-4701	TF300	48/55,0	57/63,5	M	120x120	6	14	1800	3000
90-4702	TF360	48/55,0	57/63,5	M	120x120	6	14	2000	3500
90-4703	TF400	48/55,0	57/63,5	M	120x120	6	14	2300	4000
90-4704	TF450	48/55,0	57/63,5	M	120x120	6	14	2600	4500
90-4705	TF500	48/55,0	57/63,5	M	120x120	6	14	2900	5000
90-4706	TF550	48/55,0	57/63,5	M	120x120	6	14	3200	5500